

Math Practice Sheets

Fractions Part I

Student Name



Examples

Practice Questions

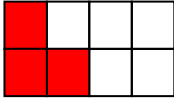
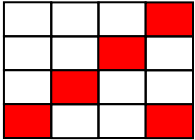
Extra Challenge Unit

**Unit
12.1**

Meaning of Fractions

Example

A fraction describes one or more parts of a whole that is divided into equal parts. To understand about fractions, look at the following table.

	3 out of 8 parts are colored.	Colored parts = $\frac{3}{8}$
	5 out of 16 parts are colored.	Colored parts = $\frac{5}{16}$

i.e.

$\frac{3}{8}$ ← Numerator
 ← Bar
 ← Denominator

$\frac{5}{16}$ ← Numerator
 ← Bar
 ← Denominator

A fraction consists of two numbers.

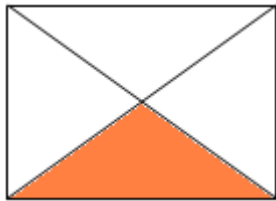
The number above the bar (—) is called numerator.

The number below the bar (—) is called denominator.

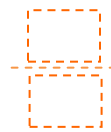
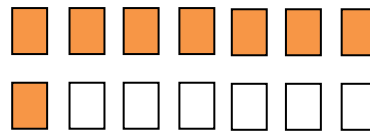
Exercise

1. Express shaded portions of the following figures in fraction form.

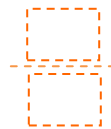
a)



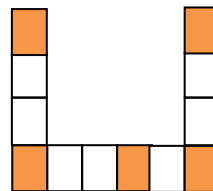
b)



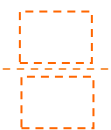
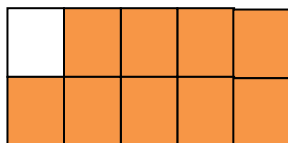
c)



d)



e)



f)

